

WINFAR

HOME CARE AND MOBILITY SOLUTIONS

Tel: 021 797 0034 • Fax: 021 797 7664
Cell & WhatsApp: 076 869 7061
email: admin@winfar.co.za
website: www.winfar.co.za

222 Main Road, Wynberg, 7800
Above Wynberg Pharmacy

Monday - Friday 8am - 5pm
Closed Saturdays, Sundays & Public Holidays
Secure Parking in Benjamin Road,
behind Wynberg Pharmacy

Please call or email us should you require further
information on the products in this catalogue.

Wheelchairs Metal Frames

BASIC STANDARD WHEELCHAIR

CODE	FS809/WCS2
Footrests	Fixed
Armrests	Fixed
Seat Width	18" - 45 cm
Weight Capacity	100 kg's
Weight of Chair	16,7 kg's

BEST SELLER



- With full length armrests
- Solid rear wheels
- Black nylon upholstery

Nappi Code:
282314*001

HEAVY-DUTY WHEELCHAIR

CODE	FS975/WCH
Footrests	Detachable
Armrests	Detachable
Seat Width	20" - 50 cm
Weight Capacity	125 kg's
Weight of Chair	18,5 kg's

- With desk length armrests
- Solid rear wheels
- Black nylon upholstery



Nappi Code:
282310*001

SUPER HEAVY-DUTY WHEELCHAIR

CODE	FS951B/SUPER-HD
Footrests	Detachable
Armrests	Flip Up
Seat Width	22" - 55 cm
Weight Capacity	150 kg's
Weight of Chair	21,5 kg's

- With padded insert
- Solid rear MAG wheels
- Black nylon upholstery



Nappi Code:
282312*001

DELUXE WHEELCHAIR

CODE	FS975-WCD1
Footrests	Detachable
Armrests	Detachable
Seat Width	18" - 45 cm
Weight Capacity	100 kg's
Weight of Chair	18,1 kg's

- With desk length armrests
- Solid rear wheels
- Black nylon upholstery



Nappi Code:
282315*001

DELUXE WHEELCHAIR WITH QUICK RELEASE WHEELS

CODE	FS908AQ/WCD-QR
Footrests	Detachable
Armrests	Flip Up
Seat Width	18" - 45 cm
Weight Capacity	100 kg's
Weight of Chair	16 kg's

- With drop down back & quick release rear wheels
- Pneumatic rear wheels
- Black nylon upholstery



Nappi Code:
282930*001

DELUXE NARROW ADULT WHEELCHAIR

CODE	FS909/WCD-16"
Footrests	Detachable
Armrests	Flip Up
Seat Width	16" - 40 cm
Weight Capacity	100 kg's
Weight of Chair	18,5 kg's

- With unity brakes
- Solid rear MAG wheels
- Black nylon upholstery



Nappi Code:
282932*001

POWER CHAIR 18" ADULT DROP BACK

CODE	FS111AF1/P-CHAIR
Footrests	Detachable
Armrests	Flip Up
Seat Width	18" - 45 cm
Weight Capacity	100 kg's
Weight of Chair	52 kg's

- With 16" x 1.25" rear pneumatic wheels
- Finger tip hand controls
- Batteries can be charged on-board
- Drop back handles
- With lead acid batteries



Nappi Code:
282313*001

Wheelchair Repair Service



We offer a Wheelchair, Walker & Rollator Repair Service to our clients

We carry a variety of spares such as Armrests, Footrests, Front Castors, Rear Wheels, Tyres, Tubes, Backs, Seats, Brake Cables & many more.

We also have a Collection / Delivery service in the Cape Metropole • A collection / delivery charge will apply.

For a FREE quote or enquiries contact Denzil or Ainslie

Tel: 021 797 0034 or
WhatsApp: 076 869 7061 or
email: admin@winfar.co.za

T's & C's Apply

Wheelchairs Aluminium Frames

DELUXE LIGHTWEIGHT 18" WHEELCHAIR WITH UNITY BRAKES

BEST SELLER

CODE	FS908LJ/WCL-18'
Footrests	Detachable
Armrests	Flip Up
Seat Width	18" - 45 cm
Weight Capacity	100 kg's
Weight of Chair	13,7 kg's

- With unity brakes
- Pneumatic rear wheels
- Inclined desk armrests
- Solid Krypton tyres extra optional
- Black nylon upholstery
- Also available in 16" - 40 cm



Nappi Code: 282311*001

ECONOMIC LIGHTWEIGHT WHEELCHAIR

CODE	FS864L/WCL4
Footrests	Fixed
Armrests	Fixed
Seat Width	18" - 45 cm
Weight Capacity	100 kg's
Weight of Chair	12,5 kg's

- With full length armrests
- Pneumatic rear wheels
- Checkered nylon upholstery
- Solid Krypton tyres extra optional



Nappi Code: 282316*001

RECLINING WHEELCHAIR 18" / ALSO AVAILABLE IN 16"

CODE	FS954GC/RECL
Footrests	Detachable
Armrests	Detachable
Seat Width	18" - 45 cm
Weight Capacity	100 kg's
Weight of Chair	18 kg's

- With high back, elevating footrests & headrest
- Pneumatic rear wheels
- With Unity brakes
- Anti tippers for amputee use
- Solid Krypton tyres extra optional



Nappi Code: 282919*001

KIDDIES MULTI-COLOUR LIGHTWEIGHT WHEELCHAIR 14"

CODE	FS980LA/WCL-14"
Footrests	Fixed & Height Adjustable
Armrests	Flip Up
Seat Width	14" - 35cm
Weight Capacity	75 kg's
Weight of Chair	12,5 kg's

- With drop back handle
- Pneumatic rear wheels
- Also available in 12" - 30 cm
- With padded insert



Nappi Code: 1052701*001

LIGHTWEIGHT WHEELCHAIR WITH ELEVATING FOOTRESTS

CODE	FS952LCQ/WCL-ELE
Footrests	Elevating & Detachable
Armrests	Flip Up & Adjustable
Seat Width	18" - 45 cm
Weight Capacity	100 kg's
Weight of Chair	17,5 kg's

- Anti tippers for amputee use
- Padded insert
- Solid Krypton tyres extra optional



Nappi Code: 282936*001

Wheelchair Aids

EASY REACHER

- Lightweight aluminium
- Ideal for lifting objects off floor
- 80 cm (32") long



(Code: ER)

WOODEN WHEELCHAIR TABLE

- With velcro straps
- Wooden laminated top
- Fits full length armrests
- Ideal for eating, writing etc



(Code: WWT)

MEMORY FOAM CUSHION

- 55 x 55 cm
- 8 cm high
- Memory foam assist in preventing pressure sores
- Can be used in most chairs & especially wheelchairs
- Removable washable cover




(Code: FS571/MFC-8cm)

Nappi Code: 282921*001

TRANSFER BOARD - PLASTIC

- Ideal for transferring patients from bed to wheelchair
- Assists in getting patient into car
- 70 cm x 20 cm
- Centre thickness 3 cm



(Code: TRANS/BOARD)

Nappi Code: 282922*001

Mobility Aids

ROLLATOR LOOP BRAKES 8" WHEELS - ALUMINIUM FRAME

BEST SELLER

- Height adjustable handles
- Complete with seat & basket
- Weight capacity 100 kg's (Max)
- Folds up



Nappi Code:
282694*001

(Code: FS965LH/ROL4)

ROLLATOR LOOP BRAKES 6" WHEELS - ALUMINIUM FRAME

- Height adjustable handles
- Complete with seat & basket
- Weight capacity 100 kg's (Max)
- Folds up



Nappi Code:
282693*001

(Code: FS966LH/ROL4)

ROLLATOR WITH 8" WHEELS - ALUMINIUM FRAME & FLIP-UP FOOTRESTS

- Height adjustable handles
- Folds up
- Footrests allow user to be pushed for short distances
- Weight capacity 100 kg's (Max)



Nappi Code:
1052702*001

(Code: FS965LH-B/ROL4)

TRI-WHEELER WITH BASKET & TRAY

- Height adjustable handles
- 200 x 50 cm solid castors
- Folds up
- Bag extra optional



Nappi Code:
282696*001

(Code: FS969H/TW)

FOLDING WALKER WITH WHEELS & PUSH-DOWN BRAKES

- Single Cross bar
- Height adjustable
- Folds up



Nappi Code:
282697*001

(Code: FS912L/FWI1)

FOLDING WALKER WITH 4 WHEELS & HAND BRAKES

- 4 castors with cable brakes on rear castors
- Locking brakes on front castors
- Height adjustable
- Folds up



Nappi Code:
282942*001

(Code: FS912LJ/WALKER)

FOLDING WALKER (RECIPROCAL)

- Double Cross bar
- Height adjustable
- Folds up



Nappi Code:
282690*001

(Code: FS915L/ FWI)

QUAD CANE SMALL BASE

- Lightweight aluminium
- Height adjustable
- For left & right hand use
- Offers more stability than a walking stick



Nappi Code:
282699*001

(Code: FS924/QD)

QUAD CANE LARGE BASE

- Lightweight aluminium
- Height adjustable
- For left & right hand use
- Offers more stability than the smaller base



Nappi Code:
282700*001

(Code: FS921/QDL)

HEAVY DUTY QUAD CANE

- Black powder coated steel
- Height adjustable
- Weight capacity 150 kg's
- For left & right hand use



Nappi Code:
1052710*001

(Code: QD/H-DUTY)

ELBOW CRUTCHES DOUBLE ADJUSTABLE

- Height adjustable handles
- Aluminium lightweight construction
- Double adjustable top to bottom
- Weight capacity 120 kg's



Nappi Code:
282701*001

(Code: FS933L/EC)

BASIC WALKING STICK

- Height adjustable
- Aluminium



Nappi Code:
282702*001

(Code: FS920L/WS)

FOLDING WALKING STICK BRONZE

- Ideal for travelling
- Folds up
- Fits into small travelling bag
- Height adjustable



Nappi Code:
282702*001

(Code: FS927L/FWS - Bronze)

FOLDING WALKING STICK BLACK

- Ideal for travelling
- Folds up
- Fits into small travelling bag
- Height adjustable



Nappi Code:
282702*001

(Code: FS927L/FWSB - Black)

FOLDING WALKING STICK FLORAL DESIGN

- Ideal for travelling
- Folds up
- Fits into small travelling bag
- Height adjustable



Nappi Code:
282702*001

(Code: WS10)

**WE STOCK A LARGE RANGE
OF WALKING STICKS
& FERRULES**



NB: Designs & Patterns may change from time to time

**FEEL FREE TO ASK ABOUT
OUR ROLLATOR REPAIRS
& SPARES SUCH AS
CABLES, HAND GRIPS,
CASTORS etc.
WHATSAPP 076 869 7061**



Commodes

3-IN-1 BASIC COMMUNE

BEST SELLER

- Serves as:
Commode,
Raised Toilet Seat
or Safety frame
- Non-folding
- Weight capacity 100 kg's



Nappi Code:
282435*001

(Code: FS810/COM10)

Non-Mobile

4-IN-1 FOLDING COMMUNE CHINA IMPORT

- Serves as:
Commode,
Raised Toilet Seat
over toilet or
Safety frame
- Folds up
- Weight capacity
100 kg's



Nappi Code:
1010269001

(Code: FS894L/COM1)

4-IN-1 FOLDING COMMUNE TAIWAN IMPORT

- Serves as:
Commode,
Raised Toilet Seat
over toilet or
Safety frame
- Folds up
- Weight capacity
100 kg's



Nappi Code:
282436*001

(Code: COM1)

DROP ARM COMMUNE TAIWAN IMPORT

- Non-folding
- Arms drop for easy
patient transfers
- Height adjustable
- Weight capacity
120 kg's



Nappi Code:
282437*001

(Code: COM7)

DROP ARM COMMUNE CHINA IMPORT

- Non-folding
- Arms drop for easy
patient transfers
- Height adjustable
- Weight capacity
100 kg's



Nappi Code:
282437*001

(Code: FS813/COM/DROP)

HEAVY DUTY COMMUNE

- Weight capacity
200 kg's
- Drop arms
- 23" Seat width
- Height
adjustable



Nappi Code:
1052709*001

(Code: COM/H-DUTY)

Mobile

4-IN-1 FOLDING COMMUNE WITH WHEELS

- Serves as:
Commode,
Raised Toilet Seat
over toilet or
Safety frame
- Folds up
- Wheels with
locking castors
- Weight capacity
100 kg's



Nappi Code:
282438*001

(Code: COM1/FOLD/WH)

DROP ARM COMMUNE WITH WHEELS

- Non-folding
- Arms drop for easy
patient transfers
- Height adjustable
- Wheels with
locking castors
- Weight capacity
120 kg's (Max)



Nappi Code:
282440*001

(Code: COM7/DROP)

STAINLESS STEEL COMMUNE WITH WHEELS

- Detachable footrests
- Flip up armrests
- Can be used as
commode or
shower chair
- Weight capacity
100 kg's



Nappi Code:
282441*001

(Code: FS697/COM-SS)

STAINLESS STEEL COMMUNE FIXED ARMRESTS

- Fixed armrests &
fixed extendable footrests
- 4 x Swivel castors with
locking brakes on rear
castors
- Can be used as
commode or
shower chair
- Padded cover
over seat
- Weight capacity 100 kg's



Nappi Code:
1052704*001

(Code: FS694S/COMMUNE)

STAINLESS STEEL COMMUNE WHEELCHAIR WITH DROP ARMS

- Detachable
footrests
- Flip up armrests
- Can be used as
commode or
shower chair
- Weight capacity
100 kg's



Nappi Code:
1010270001

(Code: FS683L/COM-CHAIR)

Toilet & Urinary

RAISED TOILET SEAT

- Height adjustable
- Suitable for
hip-replacement
patients
- Weight capacity 100 kg's
- Fits most South African
Standard Oval Toilets



Nappi Code:
282442*001

(Code: RTS)

RAISED TOILET SEAT 4" WITH LID

- 10 cm (4") fixed height
- Fittings are corrosion free
- Weight capacity 100 kg's
- Fits most South African
Standard Oval Toilets




Nappi Code:
282443*001

(Code: FS667B/RTS-4")

BEDPAN SLIPPER BLUE

- Durable blue plastic
- Easy to clean
- Includes lid



(Code: BPS/MH)

BEDPAN ADULT BLUE

- Durable plastic
- Easy to
clean



(Code: FS661B/BDP)

BEDPAN ADULT WHITE

- Durable white plastic
- Easy to clean



(Code: BDP/MH)

MALE URINAL WHITE

- Durable autoclavable
plastic lid with 1000 ml capacity



(Code: UN3)

FEMALE URINAL BLUE

- Durable plastic
- Easy to clean
- 900 ml capacity



(Code: FS663B/UN-FEMALE)

MALE URINAL BLUE

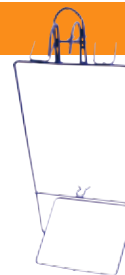
- Durable autoclavable plastic lid
with 1000 ml capacity



(Code: FS665B/UN4)

URINE BAG STAND

- Designed to hold a
urine bag
- Can be placed next
to bed side or hang
on Hospital bed



(Code: UBS)

MATTRESS PROTECTOR FITTED WATERPROOF SOFT PVC

- Available in Single,
Double, Three
Quarter,
Queen
& King
size beds



(Code: MPS)

DRAW MAC WITH COTTON SIDES WATERPROOF SOFT PVC

- Cotton tucks allow you
to tuck Draw Mac in,
to prevent slipping
- Size 90 x 210 cm



(Code: DMCS)

DRAW MAC WATERPROOF SOFT PVC

- Size 180 x 100 cm
- Can be used over
width or
length
of bed



(Code: DMPVC)

**We also sell a variety of
legbags, overnight bags,
linen savers etc.**

Shower Aids

HEIGHT ADJUSTABLE SHOWER CHAIR

BEST SELLER



- Suitable for post hip operation patients
- Handles provide support in raising & lowering from seat
- Weight capacity 100 kg's

Nappi Code:
282558*001

(Code: FS7920L/S-CH)

SHOWER CHAIR WITH BACK BLUE



- Height adjustable
- Detachable foam padded armrests
- Seat with drainage holes
- Weight capacity 100 kg's

Nappi Code:
1052705*001

(Code: FS7985LA/S-CH)

SHOWER BENCH WITHOUT BACK & WITH CROSS BRACE



- Height adjustable
- Cross brace beneath offers support & stability
- Moulded seat with drainage holes
- Weight capacity 100 kg's

Nappi Code:
282569*001

(Code: FS7971L/SB-NB)

SHOWER BENCH WITH BACK



- Height adjustable
- Moulded seat with drainage holes
- Weight capacity 100 kg's

Nappi Code:
282582*001

(Code: FS798L/SB)

SHOWER BENCH U-SHAPE WITH BACK



- Height adjustable
- U-shaped blow moulded seat for easier bathing
- Weight capacity 100 kg's

Nappi Code:
282582*001

(Code: FS796L/SB-U)

SWIVEL SHOWER CHAIR



- 360° swivel with locking mechanism
- Height adjustable
- Rust free
- Weight capacity 100 kg's

Nappi Code:
282594*001

(Code: FS791S/SSC)

SHOWER CHAIR U-SHAPE WALL MOUNTED



- Easy installation
- Mounts & folds up against wall
- Epoxy coated rust proof
- Weight capacity 100 kg's

Nappi Code:
282600*001

Code: FS795/SHCW)

SHOWER SEAT WALL MOUNTED BRUSHED STAINLESS STEEL



- Brushed stainless steel
- Slatted treated wooden seat
- Includes screws
- Easy to mount
- Weight capacity 100 kg's

Nappi Code:
280494*001

(Code: SHCW/F16D)

SHOWER SEAT WALL MOUNTED BRUSHED WHITE STAINLESS STEEL



- Brushed white stainless steel
- Slatted treated wooden seat
- Includes screws
- Easy to mount
- Weight capacity 100 kg's

Nappi Code:
280495*001

(Code: SHCW/F17D)

Bath Aids

SWIVEL BATH CHAIR

- 360° swivel to assist bathing
- No fitting required
- With positioning lock
- Weight capacity 100 kg's



Nappi Code:
282912*001

(Code: FS793S/SBC)

BATH SEAT WITH DRAINAGE HOLES

- Weight capacity 100 kg's
- Drainage holes allows water to drain through seat
- Fits over most baths (width 70 cm)



Nappi Code:
282913*001

(Code: FS794L/BSEAT)

BATH STOOL ROUND

- Height adjustable
- Suitable for use in bath or shower
- Non-slip tips/ferrules
- Weight capacity 100 kg's



Nappi Code:
282916*001

(Code: FS7972L/B-STOOL)

BATH SEAT WITH SUCTION CUPS

- 4x Suction cups to secure seat
- Weight capacity 150 kg's
- Height 210 mm
- Seat area 455 x 300 mm




Nappi Code:
282914*001

(Code: B/SEAT)

BATH MAT

- Medium 60 x 35 cm
- Large 70 x 40 cm
- Non slip



(Code: BM-60x35 & BML-70x40)

BATH MAT EXTRA LARGE

- X-Large 104 x 40 cm
- Non slip



(Code: BMXL-40x104)

BEDSTEP SINGLE

- Solid moulded plastic platform



Length: 41 cm
Width: 23 cm
Height: 15 cm

(Code: FS568S/BSS)

BEDSTEP DOUBLE

Length: 41 cm
Width: 45.5 cm
Height: 28 cm



(Code: FS569S/BSD)

Grab Rails

CHROME GRAB RAILS 12" & 16"

- For extra support & stability in bathroom & toilet
- Non-slip surface in centre provides secure grip
- Available in 30 cm (12") & 40 cm (16")
- Screws included



Nappi Code:
282620*001

(Code: GR1-12" & GR2-16")

STAINLESS STEEL GRAB RAILS 12" & 16"

- For extra support & stability in bathroom & shower
- Available in 30 cm (12") & 40 cm (16")
- Rust free • Screws included



Nappi Code:
282630*001

(Code: GR8-12" & GR9-16")

GRAB RAIL (STUNNING) CRANKED STAINLESS STEEL

- 300 x 300 x 300 x 32 mm
- For extra support & stability in bathroom, toilet or shower
- 3 angles allow multiple grips
- Screws included



Nappi Code:
280490*001

(Code: GR/14C)

GRAB RAIL (STUNNING) CRANKED STAINLESS STEEL

- 300 x 300 x 32 mm
- For extra support & stability in bathroom, toilet or shower
- 2 angles for easy gripping
- Screws included



Nappi Code:
280489*001

(Code: GR/13C)

GRAB RAIL FLIP-UP STAINLESS STEEL

- Wall mounted & flips up when not in use
- Toilet roll holder attached
- Screws not included



Nappi Code:
1052715*001

(Code: FS7905S/GR-FLIP)

SAFETY FRAME (STUNNING) STAINLESS STEEL

- 800 x 800 mm
- Wall to floor installation ensures a very secure grip when lowering & raising from the toilet
- Comes in right & left sides
- Screws included



(Code: SF/FO7C - RIGHT / SF/FO7C - LEFT)

Nappi Code:
1059212*001

Models of products may vary from time to time depending on suppliers' availability



Daily Living

Bedroom Aids

OVERBED TABLE GREY WITH SWIVEL TOP

BEST SELLER

- Ideal to use when eating, reading or writing
- Swivel top can be used at any angle
- 4 x Swivel castors for easy manoeuvring
- Height adjustable



(Code: OT)

OVERBED TABLE DUAL TOP LAMINATED WOOD

- Ideal to use when eating, reading or writing
- Swivel top can be used at any angle
- Height adjustable



(Code: FS560/OT)

BACK REST MESH

- Adjusts to 5 positions
- Suitable for beds & leisure use



(Code: FS531/BRST)

COTSIDES

- Fits Single, Double, Three Quarter & Queen size beds



(Code: 2633)

Nappi Code:
525397*001

BED CRADLE

- Assists in keeping blanket off skin
- Dimensions 55 x 32 x 34 mm



(Code: BDCR/MH)

Seating

MEDIMAT PARA CUSHION & COCCYX CUTOUT

- Chip foam base for height & extra support
- Cut-out sections relieve pressure on your coccyx & helps reduce back pain



Nappi Code:
145295*001

(Code: MM1)

MEDIMAT PARA CUSHION PLAIN

- Solid chip-foam base for height
- Helps relieve bedsores



Nappi Code:
145295*001

(Code: MM2)

MEDIMAT EGG BOX CUSHION

- 450 mm x 450 mm
- Suitable for wheelchair & armchairs
- Helps relieve bedsores



Nappi Code:
145372*001

(Code: MM)

SPINE ALIGN WEDGE SEAT

- Cut-out sections relieve pressure on your coccyx & helps reduce back pain
- Made from high density foam for extra comfort & support



Nappi Code:
62942*001

(Code: SA/WEDGESEAT)

HIP REPLACEMENT CUSHION

- Ideal for post hip-operation patients
- High density foam
- Complete with cover & carry strap




Nappi Code:
145297*001

(Code: HRP)

FOAM RING

- Prevents bedsores
- Relieves coccyx pain
- High density foam



(Code: FR/MC)

Nappi Code:
145296*001

SPINE ALIGN COCCYX COMFORT CUSHION

- Prevents bedsores
- Relieves coccyx pain
- High density foam



(Code: 63716)

Bedsore Prevention

EGG BOX MATTRESS SINGLE BED

- Helps prevent & relieve bedsores
- High density foam with eggbox shape 1880 mm x 910 mm (Single)
- Also available in Three Quarter, Double, Queen & King size



(Code: EBM/BLUE)

Nappi Code:
145300*001

WEDGE WITH COVER

- Foam layers allow airflow to prevent bedsores
- Comes with fitted cover



(Code: WEDGE/MC)

Nappi Code:
145305*001

MEDICAL SHEEPSKIN

- Helps prevent & relieve bedsores
- Enhances comfort
- Can be handwashed



(Code: SS/XL)

SLUMBER WEDGE

- Assists in elevating legs or back to aid circulation
- Removable cover



(Code: S/WEDGE)

Nappi Code:
145306*001

Sleeping Aids & Support

SPINE ALIGN GEL TECH CONTOUR PILLOW

- Contour shape with innovative Gel Tech layer to reduce heat build-up.
- Provides for a cool, refreshing sleep experience



(Code: SPINE/GEL-TECH)

SPINE ALIGN MEMORY FOAM CONTOUR PILLOW


- Made from a high density quality memory foam
- Contour shape designed to support your head



(Code: SA-MEMFOAM/CONTOUR)

SPINE ALIGN GEL TECH CLASSIC PILLOW

- Contour shape supports your head, neck & upper vertebrae for natural spine alignment
- Reduces tossing & turning whilst sleeping



(Code: SA/GEL-TECH CLASSIC)

SPINE ALIGN MEMORY FOAM CLASSIC PILLOW

- Made from high density memory foam which moulds to your unique contours
- Reduces tossing & turning while sleeping



(Code: SA-MEMFOAM/CLASSIC)

SPINE ALIGN ERGO BACK SUPPORT

- Moulded to contour the spine
- Provides rigid comfort supporting the spine
- Supports the back & spine muscles from pressure & stress
- Transforms any chair into an ergo chair



(Code: SPINE/ERGO-BACK)

POSTURE AID BACK SUPPORT

- Ideal for lower back support
- Can be used in car or chair



(Code: PA)

Nappi Code:
145298*001

KNEE RAISER

- Helps elevate knees, aiding blood flow
- Complete with removable cover



(Code: KNEE/RAISER)

Nappi Code:
145307*001

SPINE ALIGN MEMORY FOAM CONTOUR LEG PILLOW

- Offers knee support & improves spinal alignment



(Code: SA/CONTOUR LEG)

Miscellaneous

ANEROID BLOOD PRESSURE MONITOR WITH STETHOSCOPE

- Complete manual blood pressure monitoring kit with instructions & travel pouch



(Code: BP2)

FOAM CRUTCH GRIP

- Soft foam grip fits over crutch handle



(Code: FCG)