






CAREPRO - HOSPITAL BEDS COMPARISON

					
Features	Impulse KL - Edition 300 (BC) (BC - Basic care)	Impulse KL - Edition 300 (AC) (AC - Acute care)	Impulse KL - Edition 400 (BC) (BC - Basic care)	Impulse KL - Edition 400 (AC) (AC - Acute care)	Impulse KL - Edition XL Bariatric bed
Standard Features					
Functions	5 function electric	5 function electric	5 function electric	5 function electric	5 function electric
Backrest, footrest, height	Standard electric adjustment	Standard electric adjustment	Standard electric adjustment	Standard electric adjustment	Standard electric adjustment
Trendelenburg & reverse	Standard electric adjustment	Standard electric adjustment	Standard electric adjustment	Standard electric adjustment	Standard electric adjustment
Backrest adjustment	70 °	70 °	70 °	70 °	70 °
Footrest adjustment	30 °	30 °	30 °	30 °	30 °
Height adjustment	36 cm to 86 cm	36 cm to 86 cm	30 cm to 83 cm	30 cm to 83 cm	36 cm to 86 cm
Bed dimensions	104cm (W) x 220 cm (L)	104cm (W) x 220 cm (L)	104cm (W) x 220 cm (L)	104cm (W) x 220 cm (L)	116cm (W) x 220 cm (L)
Mattress platform	80/90cm (W) x 200 cm (L)	80/90cm (W) x 200 cm (L)	80/90cm (W) x 200 cm (L)	80/90cm (W) x 200 cm (L)	100cm (W) x 200 cm (L)
Safe working load	250kg	250kg	250kg	250kg	300kg
Side rails	Split alluminium	Split alluminium	Split alluminium	Split alluminium	Split alluminium
Castors	150 mm twin castors	150 mm twin castors	100 mm twin castors	100 mm twin castors	150 mm twin castors
Sleeping surface	Removable ABS or metal surface	Removable ABS or metal surface	Removable ABS or metal surface	Removable ABS or metal surface	Metal grid sleeping surface
Integrated bed ext.	Optional	Standard until 20 cm	Optional	Standard until 20 cm	Standard
Battery backup	Optional	Standard	Optional	Standard	Standard
Nurse control panel	Optional	Standard	Optional	Standard	Standard
Guarantee	24 months	24 months	24 months	24 months	24 months
Castor locking	Individual castor locking	Individual castor locking	Individual castor locking	Individual castor locking	Individual castor locking
CPR function	Manual standard, electric optional	Electric CPR function standard, manual also included	Manual standard, electric optional	Electric CPR function standard, manual also included	Electric CPR function standard, manual also included
Accessories / Optional					
Bed linen holder	Option only with metal grid	Option only with metal grid	Option only with metal grid	Option only with metal grid	Option only with metal grid
Horizontal wall bumper	Option only with metal grid	Option only with metal grid	Option only with metal grid	Option only with metal grid	Option only with metal grid
Lifting pole	Optional	Optional	Optional	Optional	Optional
IV holder for lifting pole	Optional	Optional	Optional	Optional	Optional
IV pole (straight/curved)	Optional	Optional	Optional	Optional	Optional
Oxygen bottle holder	Optional	Optional	Optional	Optional	Optional
Flexible h/control holder	Optional	Optional	Optional	Optional	Optional
2nd Patient hand control	N/a	Optional	N/a	Optional	Optional
Mattress wedge - bed ext	Optional	Optional	Optional	Optional	Optional
5th castor	Optional	Optional	Optional	Optional	Optional
LED underbed lighting	Optional	Optional	Optional	Optional	Optional
Urine bottle with basket	Optional	Optional	Optional	Optional	Optional
Name sign holder	Optional	Optional	Optional	Optional	Optional
Restraint belt holder	Optional	Optional	Optional	Optional	Optional
Side rail covers	Optional	Optional	Optional	Optional	Optional
Rescue blanket	Optional	Optional	Optional	Optional	Optional