

# WINFAR

HOME CARE AND MOBILITY SOLUTIONS

Tel: 021 797 0034 • Fax: 021 797 7664

Cell & WhatsApp: 076 869 7061

email: admin@winfar.co.za

website: www.winfar.co.za

222 Main Road, Wynberg, 7800  
Above Wynberg Pharmacy

Monday - Friday 8am - 5pm  
Closed Saturdays, Sundays & Public Holidays  
Secure Parking in Benjamin Road,  
behind Wynberg Pharmacy

Please call or email us should you require further  
Information on the products in this catalogue.

## Wheelchairs Metal Frames

### BASIC STANDARD WHEELCHAIR

CODE	FS809/WCS2
Footrests	Fixed
Armrests	Fixed
Seat Width	18" - 45 cm
Weight Capacity	100 kg's
Weight of Chair	16,7 kg's

**BEST SELLER**



Nappi Code:  
282314\*001

- With full length armrests
- Solid rear wheels
- Black nylon upholstery

### HEAVY-DUTY WHEELCHAIR

CODE	FS975/WCH
Footrests	Detachable
Armrests	Detachable
Seat Width	20" - 50 cm
Weight Capacity	125 kg's
Weight of Chair	18,5 kg's

- With desk length armrests
- Solid rear wheels
- Black nylon upholstery



Nappi Code:  
282310\*001

### SUPER HEAVY-DUTY WHEELCHAIR

CODE	FS951B/SUPER-HD
Footrests	Detachable
Armrests	Flip Up
Seat Width	22" - 55 cm
Weight Capacity	150 kg's
Weight of Chair	21,5 kg's

- With padded insert
- Solid rear MAG wheels
- Black nylon upholstery



Nappi Code:  
282312\*001

### DELUXE WHEELCHAIR

CODE	FS975-WCD1
Footrests	Detachable
Armrests	Detachable
Seat Width	18" - 45 cm
Weight Capacity	100 kg's
Weight of Chair	18,1 kg's

- With desk length armrests
- Solid rear wheels
- Black nylon upholstery



Nappi Code:  
282315\*001

### DELUXE WHEELCHAIR WITH QUICK RELEASE WHEELS

CODE	FS908AQ/WCD-QR
Footrests	Detachable
Armrests	Flip Up
Seat Width	18" - 45 cm
Weight Capacity	100 kg's
Weight of Chair	16 kg's

- With drop down back & quick release rear wheels
- Pneumatic rear wheels
- Black nylon upholstery



Nappi Code:  
282333\*001

### DELUXE NARROW ADULT WHEELCHAIR

CODE	FS909/WCD-16"
Footrests	Detachable
Armrests	Flip Up
Seat Width	16" - 40 cm
Weight Capacity	100 kg's
Weight of Chair	18,5 kg's

- With unity brakes
- Solid rear MAG wheels
- Black nylon upholstery



Nappi Code:  
282332\*001

### POWER CHAIR 18" ADULT DROP BACK

CODE	FS11AF1/P-CHAIR
Footrests	Detachable
Armrests	Flip Up
Seat Width	18" - 45 cm
Weight Capacity	100 kg's
Weight of Chair	52 kg's

- With 16" x 1.25" rear pneumatic wheels
- Finger tip hand controls
- Batteries can be charged on-board
- Drop back handles
- With lead acid batteries



Nappi Code:  
282313\*001

## Wheelchair Repair Service



We offer a Wheelchair, Walker & Rollator Repair Service to our clients

We carry a variety of spares such as Armrests, Footrests, Front Castors, Rear Wheels, Tyres, Tubes, Backs, Seats, Brake Cables & many more.

We also have a Collection / Delivery service in the Cape Metropole • A collection / delivery charge will apply.

For a FREE quote or enquiries contact Denzil or Lester  
Tel: 021 797 0034 or  
WhatsApp: 076 869 7061 or  
email: admin@winfar.co.za  
T's & C's Apply

# Wheelchairs Aluminium Frames

**DELUXE LIGHTWEIGHT 18" WHEELCHAIR WITH UNITY BRAKES**

**BEST SELLER**

CODE	FS908LJ/WCL-18"
Footrests	Detachable
Armrests	Flip Up
Seat Width	18" - 45 cm
Weight Capacity	100 kg's
Weight of Chair	13,7 kg's

- With unity brakes
- Pneumatic rear wheels
- Inclined desk armrests
- Solid Krypton tyres extra optional
- Black nylon upholstery
- Also available in 16" - 40 cm



Nappi Code: 282311\*001

### ECONOMIC LIGHTWEIGHT WHEELCHAIR

CODE	FS864L/WCL4
Footrests	Fixed
Armrests	Fixed
Seat Width	18" - 45 cm
Weight Capacity	100 kg's
Weight of Chair	12,5 kg's

- With full length armrests
- Pneumatic rear wheels
- Checkered nylon upholstery
- Solid Krypton tyres extra optional



Nappi Code: 282318\*001

### RECLINING WHEELCHAIR 18" / ALSO AVAILABLE IN 16"

CODE	FS954GG/RECL
Footrests	Detachable
Armrests	Detachable
Seat Width	18" - 45 cm
Weight Capacity	100 kg's
Weight of Chair	18 kg's

- With high back, elevating footrests & headrest
- Pneumatic rear wheels
- With Unity brakes
- Anti tipper for amputee use
- Solid Krypton tyres extra optional



Nappi Code: 282919\*001

### KIDDIES MULTI-COLOUR LIGHTWEIGHT WHEELCHAIR 14"

CODE	FS980LA/WCL-14"
Footrests	Fixed & Height Adjustable
Armrests	Flip Up
Seat Width	14" - 35cm
Weight Capacity	75 kg's
Weight of Chair	12,5 kg's

- With drop back handle
- Pneumatic rear wheels
- Also available in 12" - 30 cm
- With padded insert



Nappi Code: 1062701\*001

### LIGHTWEIGHT WHEELCHAIR WITH ELEVATING FOOTRESTS

CODE	FS952LCQ/WCL-ELE
Footrests	Elevating & Detachable
Armrests	Flip Up & Adjustable
Seat Width	18" - 45 cm
Weight Capacity	100 kg's
Weight of Chair	17,5 kg's

- Anti tipper for amputee use
- Padded insert
- Solid Krypton tyres extra optional



Nappi Code: 282558\*001

## Wheelchair Aids

### EASY REACHER

- Lightweight aluminium
- Ideal for lifting objects off the floor
- 74 cm long
- User-friendly trigger with magnet
- Trigger works with 1 finger
- Ideal for people with any back / hip issues, restricted reach, mobility issues/ a weakened hand grip



(Code: G80A)

### WOODEN WHEELCHAIR TABLE

- With velcro straps
- Wooden laminated top
- Fits full length armrests
- Ideal for eating, writing etc



(Code: WWT)

### MEMORY FOAM CUSHION

- 55 x 55 cm
- 8 cm high
- Memory foam assist in preventing pressure sores
- Can be used in most chairs & especially wheelchairs
- Removable washable cover



(Code: F3671/MFC-8cm)

Nappi Code: 282821\*001

### TRANSFER BOARD - PLASTIC

- Ideal for transferring patients from bed to wheelchair
- Assists in getting patient into car
- 70 cm x 20 cm
- Centre thickness 3 cm



(Code: TRANS/BOARD)

Nappi Code: 282822\*001

# Mobility Aids

## ROLLATOR LOOP BRAKES 8" WHEELS - ALUMINIUM FRAME

**BEST SELLER**

- Height adjustable handles
- Complete with seat & basket
- Weight capacity 100 kg's (Max)
- Folds up



Nappi Code:  
282694\*001

(Code: FS965LH/ROL4)

## ROLLATOR LOOP BRAKES 6" WHEELS - ALUMINIUM FRAME

- Height adjustable handles
- Complete with seat & basket
- Weight capacity 100 kg's (Max)
- Folds up



Nappi Code:  
282889\*001

(Code: F8988LH/ROL4)

## ROLLATOR WITH 8" WHEELS - ALUMINIUM FRAME & FLIP-UP FOOTRESTS

- Height adjustable handles
- Folds up
- Footrests allow user to be pushed for short distances
- Weight capacity 100 kg's (Max)



Nappi Code:  
1062702\*001

(Code: F8986LH-BI/ROL4)

## TRI-WHEELER WITH BASKET & TRAY

- Height adjustable handles
- 300 x 50 cm solid castors
- Folds up
- Bag extra optional



Nappi Code:  
282898\*001

(Code: F8988H/TW)

## KNEE WALKER / SCOOTER

- Height adjustable handles
- Height adjustable & comfortable contoured seat for knee and leg to rest on
- Black Storage Bag
- Rear wheel brakes
- Collapsible handle for easy storage
- Designed to support & assist individuals recovering from foot, ankle, or lower leg injuries.



Nappi Code:  
TBC

(Code: F89778/Knee walk)

## FOLDING WALKER WITH WHEEL & PUSH-DOWN BRAKES

- Single Cross bar
- Height adjustable
- Folds up

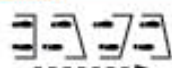


Nappi Code:  
282897\*001

(Code: F8912L/FW1)

## FOLDING WALKER (RECIPROCAL)

- Double Cross bar
- Height adjustable
- Folds up



Nappi Code:  
282880\*001

(Code: F8916L/ FWI)

## FOLDING WALKER WITH 4 WHEELS & HAND BRAKES

- 4 castors with cable brakes on rear castors
- Locking brakes on front castors
- Height adjustable
- Folds up



Nappi Code:  
282942\*001

(Code: F8912LJ/WALKER)

## QUAD CANE SMALL BASE

- Lightweight aluminium
- Height adjustable
- For left & right hand use
- Offers more stability than a walking stick



Nappi Code:  
282899\*001

(Code: F8924/QD)

## QUAD CANE LARGE BASE

- Lightweight aluminium
- Height adjustable
- For left & right hand use
- Offers more stability than the smaller base



Nappi Code:  
282709\*001

(Code: F8921/QDL)

## ELBOW GRUTCHES DOUBLE ADJUSTABLE

- Height adjustable handles
- Aluminium lightweight construction
- Double adjustable top to bottom
- Weight capacity 120 kg's



Nappi Code:  
282791\*001

(Code: F8933L/EC)

## BASIC WALKING STICK

- Height adjustable
- Aluminium



Nappi Code:  
282792\*001

(Code: F8920L/WS)

## FOLDING WALKING STICK BRONZE

- Ideal for travelling
- Folds up
- Fits into small travelling bag
- Height adjustable



Nappi Code:  
282702\*001

(Code: F8927L/FWS - Bronze)

## FOLDING WALKING STICK BLACK

- Ideal for travelling
- Folds up
- Fits into small travelling bag
- Height adjustable



Nappi Code:  
282702\*001

(Code: F8927L/FWSB - Black)

## FOLDING WALKING STICK FLORAL DESIGN

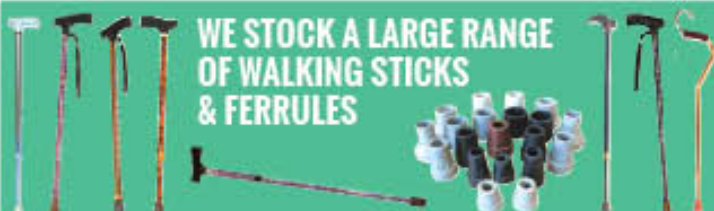
- Ideal for travelling
- Folds up
- Fits into small travelling bag
- Height adjustable



Nappi Code:  
282702\*001

(Code: WS10)

**WE STOCK A LARGE RANGE  
OF WALKING STICKS  
& FERRULES**



NB: Designs & Patterns may change from time to time

**FEEL FREE TO ASK ABOUT  
OUR ROLLATOR REPAIRS  
& SPARES SUCH AS  
CABLES, HAND GRIPS,  
CASTORS etc.**

**WHATSAPP 076 869 7061**



# Commodes

## 3-IN-1 BASIC COMMODE

**BEST SELLER**



- Serves as: Commode, Raised Toilet Seat or Safety frame
- Non-folding
- Weight capacity 100 kg's

Nappi Code: 282435\*001

(Code: FS810/COM10)

### Non-Mobile

### Mobile

#### 4-IN-1 FOLDING COMMODE CHINA IMPORT

- Serves as: Commode, Raised Toilet Seat over toilet or Safety frame
- Folds up
- Weight capacity 100 kg's



Nappi Code: 1010299001

(Code: F8894L/COM1)

#### STAINLESS STEEL COMMODE WITH WHEELS

- Detachable footrests
- Flip up armrests
- Can be used as commode or shower chair
- Weight capacity 100 kg's



Nappi Code: 282441\*001

(Code: F8887/COM-88)

#### DROP ARM COMMODE TAIWAN IMPORT

- Non-folding
- Arms drop for easy patient transfers
- Height adjustable
- Weight capacity 120 kg's



Nappi Code: 282437\*001

(Code: COM7)

#### DROP ARM COMMODE CHINA IMPORT

- Non-folding
- Arms drop for easy patient transfers
- Height adjustable
- Weight capacity 100 kg's



Nappi Code: 282437\*001

(Code: F8813/COM/DROP)

#### HEAVY DUTY COMMODE

- Weight capacity 200 kg's
- Drop arms
- 23" Seat width
- Height adjustable



Nappi Code: 1062708\*001

(Code: COMH-DUTY)

**NEW PRODUCTS COMING SOON**

# Toilet & Urinary

## RAISED TOILET SEAT

- Height adjustable
- Suitable for hip-replacement patients
- Weight capacity 100 kg's
- Fits most South African Standard Oval Toilets



Nappi Code: 282442\*001

(Code: RT8)

## BEDPAN SLIPPER BLUE

- Durable blue plastic
- Easy to clean
- Includes lid



(Code: BP8/MH)

## RAISED TOILET SEAT 4" WITH LID

- 10 cm (4") fixed height
- Fittings are corrosion free
- Weight capacity 100 kg's
- Fits most South African Standard Oval Toilets



Nappi Code: 282443\*001

(Code: F8887B/RT8-4")

## FEMALE URINAL BLUE

- Durable plastic
- Easy to clean
- 900 ml capacity



(Code: F8883B/UN-FEMALE)

## BEDPAN ADULT BLUE

- Durable plastic
- Easy to clean



(Code: F8881B/BDP)

## MALE URINAL BLUE

- Durable autoclavable plastic lid with 1000 ml capacity



(Code: F8885B/ UN4)

## MALE URINAL WHITE

- Durable autoclavable plastic lid with 1000 ml capacity



(Code: UN3)

## URINE BAG STAND

- Designed to hold a urine bag
- Can be placed next to bed side or hang on Hospital bed



(Code: UB8)

## MATTRESS PROTECTOR FITTED WATERPROOF SOFT PVC

- Available in Single, Double, Three Quarter, Queen & King size beds



(Code: MP8)

## DRAW MAC WITH COTTON SIDES WATERPROOF SOFT PVC

- Cotton tucks allow you to tuck Draw Mac in, to prevent slipping
- Size 90 x 210 cm



(Code: DMC8)

## DRAW MAC WATERPROOF SOFT PVC

- Size 180 x 100 cm
- Can be used over width or length of bed



(Code: DMPVC)

**We also sell a variety of legbags, overnight bags, linen savers etc.**

# Shower Aids

## HEIGHT ADJUSTABLE SHOWER CHAIR

**BEST SELLER**

- Suitable for post hip operation patients
- Handles provide support in raising & lowering from seat
- Weight capacity 100 kg's



Nappi Code:  
282558\*001

(Code: FS7920L/S-CH)

### SHOWER CHAIR WITH BACK BLUE

- Height adjustable
- Detachable foam padded armrests
- Seat with drainage holes
- Weight capacity 100 kg's



Nappi Code:  
1052706\*001

(Code: F8786LA/S-CH)

### SHOWER BENCH WITHOUT BACK & WITH CROSS BRACE

- Height adjustable
- Cross brace beneath offers support & stability
- Moulded seat with drainage holes
- Weight capacity 100 kg's



Nappi Code:  
282589\*001

(Code: F87871L/8HB-NB)

### SHOWER BENCH WITH BACK

- Height adjustable
- Moulded seat with drainage holes
- Weight capacity 100 kg's



Nappi Code:  
282682\*001

(Code: F8788L/8HB)

### SHOWER BENCH U-SHAPE WITH BACK

- Height adjustable
- U-shaped blow moulded seat for easier bathing
- Weight capacity 100 kg's



Nappi Code:  
282682\*001

(Code: F8786L/8HB-U)

### SWIVEL SHOWER CHAIR

- 360° swivel with locking mechanism
- Height adjustable
- Rust free
- Weight capacity 100 kg's



Nappi Code:  
282694\*001

(Code: F87818/88C)

### SHOWER CHAIR U-SHAPE WALL MOUNTED

- Easy installation
- Mounts & folds up against wall
- Epoxy coated rust proof
- Weight capacity 100 kg's



Nappi Code:  
282690\*001

(Code: F8796/8HCW)

### SHOWER SEAT WALL MOUNTED BRUSHED STAINLESS STEEL

- Brushed stainless steel
- Slated treated wooden seat
- Includes screws
- Easy to mount
- Weight capacity 100 kg's



Nappi Code:  
280484\*001

(Code: 8HCWF18D)

### SHOWER SEAT WALL MOUNTED BRUSHED WHITE STAINLESS STEEL

- Brushed white stainless steel
- Slated treated wooden seat
- Includes screws
- Easy to mount
- Weight capacity 100 kg's



Nappi Code:  
280486\*001

(Code: 8HCWF17D)

### HEAVY-DUTY SHOWER CHAIR

- Height Adjustable from 38 cm to 55 cm
- Removable backrest
- Ergonomic shaped seat with backrest for extra comfort
- Easy to clean
- Lightweight & easy to transport
- Weight Capacity 180 kg's



Nappi Code:  
TBC

(Code: 8SHOWER/CH-IFIT)



# Bath Aids

## SWIVEL BATH CHAIR

- 360° swivel to assist bathing
- No fitting required
- With positioning lock
- Weight capacity 100 kg's



Nappi Code:  
282812\*001

(Code: F87938/8BC)

### BATH STOOL ROUND

- Height adjustable
- Suitable for use in bath or shower
- Non-slip tips/ ferrules
- Weight capacity 100 kg's



Nappi Code:  
282818\*001

(Code: F87972LUB-8TOOL)

### BATH SEAT WITH DRAINAGE HOLES

- Weight capacity 100 kg's
- Drainage holes allows water to drain through seat
- Fits over most baths (width 70 cm)



Nappi Code:  
282813\*001

(Code: F8794LUB8EAT)

### BEDSTEP SINGLE

- Solid moulded plastic platform



Length: 41 cm  
Width: 23 cm  
Height: 15 cm

(Code: F86888/88S)

### BEDSTEP DOUBLE

Length: 41 cm  
Width: 45.5 cm  
Height: 28 cm

(Code: F86888/88D)

## Grab Rails

### CHROME GRAB RAILS 12" & 16"

- For extra support & stability in bathroom & toilet
- Non-slip surface in centre provides secure grip
- Available in 30 cm (12") & 40 cm (16")
- Screws included



Nappi Code:  
282820\*001

(Code: GR1-12" & GR2-16")

### STAINLESS STEEL GRAB RAILS 12" & 16"

- For extra support & stability in bathroom & shower
- Available in 30 cm (12") & 40 cm (16")
- Rust free • Screws included



Nappi Code:  
282850\*001

(Code: GR8-12" & GR9-16")

### GRAB RAIL (STUNNING) CRANKED STAINLESS STEEL

- 300 x 300 x 300 x 32 mm
- For extra support & stability in bathroom, toilet or shower
- 3 angles allow multiple grips
- Screws included



Nappi Code:  
280480\*001

(Code: GR/14C)

### GRAB RAIL (STUNNING) CRANKED STAINLESS STEEL

- 300 x 300 x 32 mm
- For extra support & stability in bathroom, toilet or shower
- 2 angles for easy gripping
- Screws included



Nappi Code:  
280489\*001

(Code: GR/19C)

### GRAB RAIL FLIP-UP STAINLESS STEEL

- Wall mounted & flips up when not in use
- Toilet roll holder attached
- Screws not included



Nappi Code:  
1062716\*001

(Code: F87968/GR-FLIP)

### SAFETY FRAME (STUNNING) STAINLESS STEEL

- 800 x 800 mm
- Wall to floor installation ensures a very secure grip when lowering & raising from the toilet
- Comes in right & left sides
- Screws included



Nappi Code:  
1068212\*001

(Code: 8F/FO7C - RIGHT / 8F/FO7C - LEFT)

Models of products may vary from time to time depending on suppliers' availability

# Daily Living

## Bedroom Aids

### OVERBED TABLE DUAL TOP LAMINATED WOOD

- Ideal to use when eating, reading or writing
- Swivel top can be used at any angle
- Height adjustable



(Code: FS560/OT)

#### BACK REST MESH

- Adjusts to 5 positions
- Suitable for beds & leisure use



(Code: FB631/BR&T)

#### COTSIDES

- Fits Single, Double, Three Quarter & Queen size beds



(Code: 2833)

Nappi Code: 626397\*001

#### BED CRADLE

- Assists in keeping blanket off skin
- Dimensions 55 x 32 x 34 mm



(Code: BDCR/MH)

## Bedsores Prevention

### EGG BOX MATTRESS SINGLE BED

- Helps prevent & relieve bedsores
- High density foam with eggbox shape 1880 mm x 910 mm (Single)
- Also available in Three Quarter, Double, Queen & King size



(Code: PFC830H00001)

Nappi Code: TBC

### MEDICAL SHEEPSKIN


- Helps prevent & relieve bedsores
- Enhances comfort
- Can be handwashed



(Code: 88/XL)

### BED WEDGE WITH COVER

- Developed to provide superior support this wedge cushion provides elevated support for the upper body/legs
- Offers two reclining positions
- Top layer medium density foam with a supportive medium density foam base
- Removable machine washable zip cover, dark blue cotton twill fabric
- Made Locally



(Code: APRODUCT8)

Nappi Code: TBC

### SLUMBER WEDGE

- Assists in elevating legs or back to aid circulation
- Removable cover



(Code: 8/WEDGE)

Nappi Code: 145308\*001

## Sleeping Aids & Support

### SPINE ALIGN GEL TECH CONTOUR PILLOW

- Contour shape with innovative Gel Tech layer to reduce heat build-up.
- Provides for a cool, refreshing sleep experience



(Code: 8PINE/GEL-TECH)

### SPINE ALIGN GEL TECH CLASSIC PILLOW

- Contour shape supports your head, neck & upper vertebrae for natural spine alignment
- Reduces tossing & turning whilst sleeping



(Code: 8A/GEL-TECH CLASSIC)

### WINFAR MEMORY FOAM CLASSIC PILLOW

- Our Memory Foam Pillows Are Made From High Density Visco-Elastic Memory Foam.
- Hygienic, Hypo-Allergenic, Anti-Bacterial, Anti-Static & Non-Toxic
- Made locally



(Code: PVCLOOOOCLASSIC)

### WINFAR MEMORY FOAM CONTOUR PILLOW

- Our Memory Foam Pillows Are Made From High Density Visco-Elastic Memory Foam.
- Hygienic, Hypo-Allergenic, Anti-Bacterial, Anti-Static & Non-Toxic
- Made locally



(Code: PVCLOOOOCONTOUR)

## Seating

### MEDIMAT PARA CUSHION WITH COCCYX CUTOUT

- High-density foam with eggbox shape
- Most often recommended for wheelchair use as it assists with stability, comfort & pressure relief caused by sitting for long periods.
- Made locally



Nappi Code: TBC

(Code: PFC830PARCOCCYX)

### MEDIMAT PARA CUSHION PLAIN

- High-density foam with eggbox shape
- Recommended for wheelchair use as it assists with stability, comfort & pressure relief caused by sitting for long periods.
- Made locally



Nappi Code: TBC

(Code: PFC830HPARA)

### MEDIMAT WHEELCHAIR EGG BOX CUSHION

- 450 mm x 450 mm
- Suitable for wheelchair & armchairs
- Helps relieve bedsores
- Made locally



Nappi Code: TBC

(Code: WChair Cushion)

### SPINE ALIGN WEDGE SEAT

- Cut-out sections relieves pressure on your coccyx & helps reduce back pain
- Made from high density foam for extra comfort & support



Nappi Code: 62842\*001

(Code: 8A/WEDGESEAT)

### SPINE ALIGN ERGO BACK SUPPORT

- Moulded to contour the spine
- Provides rigid comfort supporting the spine
- Supports the back & spine muscles from pressure & stress
- Transforms any chair into an ergo chair



(Code: 8PINE/ERGO-BACK)

### POSTURE AID BACK SUPPORT CUSHION

- Ideal for lower back support
- Can be used in car or chair
- Removable machine washable cover, dark blue stretch trilobal fabric
- Made Locally



(Code: PFC82800000)

Nappi Code: TBC

### FOAM RING CUSHION COVERED

- Relieves Coccyx pain
- Provides Post-operative & pregnancy pain relief
- High density Latex Foam
- Covered in dark blue stretch trilobal fabric, the cover is removable & machine washable
- Made Locally



Nappi Code: TBC

(Code: MMRINGLATEXCOV)

### FOAM RING CUSHION

- Relieves Coccyx pain
- Provides Post-operative pregnancy pain relief
- High Density Latex Foam
- Made Locally



Nappi Code: TBC

(Code: MMRINGLATEX)

### KNEE RAISER

- Helps elevate knees, aiding blood flow
- Complete with removable machine washable cover, dark blue cotton twill fabric
- Made Locally



(Code: MC8SPOOKNEE-RAIS)

### SPINE ALIGN MEMORY FOAM CONTOUR LEG PILLOW

- Offers knee support & improves spinal alignment



(Code: 8A/CONTOUR LEG)

### LUMBER SUPPORT CUSHION

- Provides comfort and support for the lower back.
- Helps ensure better posture
- Soft, yet supportive & flexible
- Made from latex foam
- Covered with a dark blue stretch trilobal fabric
- Made locally in South Africa



(Code: MMLUMBLATE)

## Miscellaneous

### ANEROID BLOOD PRESSURE MONITOR WITH STETHOSCOPE

- Complete manual blood pressure monitoring kit with instructions & travel pouch



(Code: BP2)

### FOAM CRUTCH GRIP

- Soft foam grip fits over crutch handle



(Code: FC0)

### HIP REPLACEMENT CUSHION

- Ideal for post hip-operation patients
- High density foam
- Complete with cover & carry strap



(Code: HRP)

Nappi Code: 145297\*001

### MEMORY FOAM CUSHION CHARCOAL

- High-density memory foam.
- Removable, machine-washable charcoal poly-cotton cover with zip for easy maintenance
- Made Locally



(Code: MC8POOOMEMFOAM)

Nappi Code: TBC